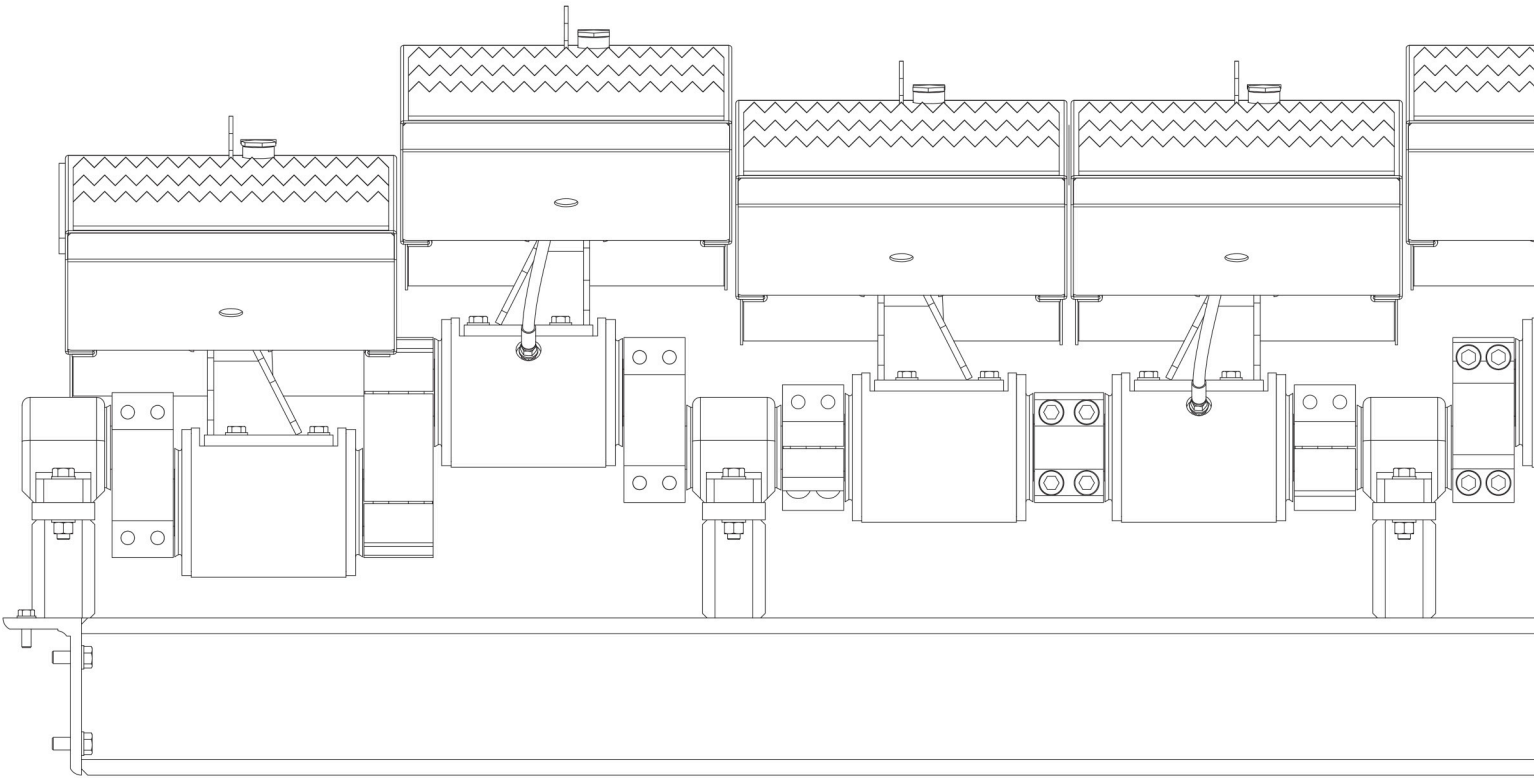




BALLISTIC  
SEPARATOR  
Masias Recycling



SOLUTIONS FOR HANDLING RESIDUAL WASTE



**SB**

# BALLISTIC SEPARATOR

Masias Recycling

**The Ballistic Separator is an equipment designed to separate solid waste at the inlet, depending on characteristics of size, density and shape.**

The equipment consists of an access ramp formed of longitudinal drilled sheets, which have a ballistic type movement as a result of their two crankshafts located transversally on the top and bottom parts of the ramp. The inclination of the machine and the oscillatory movement of the paddles allows for the separation of the inlet flow in 3 different fractions:

**3D:** Rolling elements, heavy elements, bottles, tins, etc.

**Fine elements:** Sand, remains of food, etc.


**2D:** Planar, lightweight elements, paper, etc.

The slope of the ramp can be adjusted automatically between 9° and 18° by means of a hydraulic system.

In order to improve the efficiency of the separation of rolling and planar elements, the bottom of the equipment includes fans that help to move the planar material to the top of the machine.

The equipment has several adjustable options that can be adapted to the waste that is being processed.

Furthermore, it includes an insulation cover at the top that prevents material from being thrown, as well as for access to clean inside, access for maintenance of the crankshafts and general greasing.



The Ballistic Separators of Masias Recycling are the ideal technical solution to improve the efficiency of separating material in urban residual waste plants and packaging or in facilities that produce solid recovered fuels (SRFs).



# KEY MACHINES

BALLISTIC SEPARATOR



+INFO:



## MAIN PARTS

Elevated roof	01
Propulsion fan	02
Access door and ramp	03
Electrical panel	04
Maintenance trolley	05
Maintenance window	06
Hydraulic lifting system (adjustable 9° - 18°)	07
Greasing system	08
Motor brake	09

All of the Ballistic Separators have the same characteristics, regardless of the model type, they only increase in terms of the width of the machine by 854 mm for each new model.

## MODELS

Machine	SB40	SB60	SB80	SB100	SB120
Classification area (m <sup>2</sup> )	10	14	19	24	29
Maximum capacity (m <sup>3</sup> /h)	70	100	130	170	200
Power of motor (kW)	5.5	5.5	2 x 5.5	2 x 5.5	2 x 5.5
Number of paddles	4	6	8	10	12
Number of fans	2	2	3	3	3
Weight (kg)	6,550	8,950	11,400	14,050	16,550
Length (mm.)	7,750	7,750	7,750	7,750	7,750
Width (mm.)	2,392	3,246	4,100	4,954	5,808





# KEY MACHINES

BALLISTIC SEPARATOR



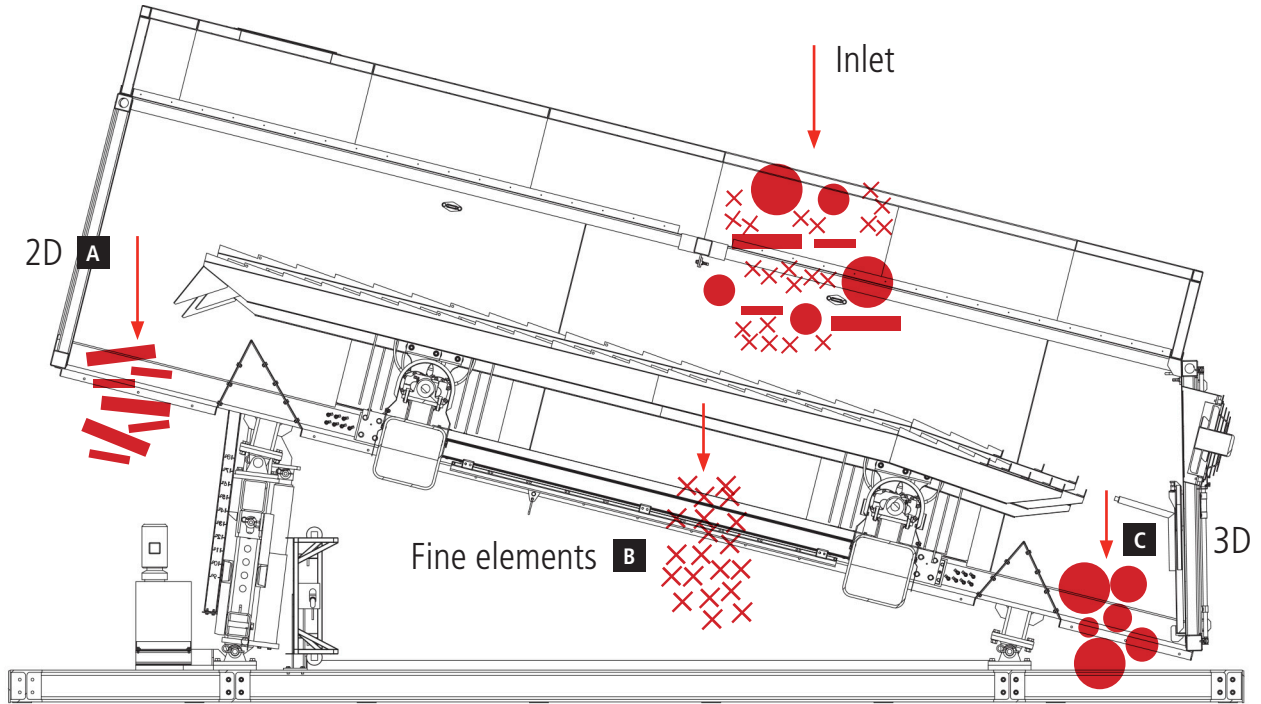
**A** 2D - Planar



**B** Fine elements



**C** 3D - Rolling elements



[masiasrecycling.com](http://masiasrecycling.com)

+34 972 29 31 50 • [recycling@masias.com](mailto:recycling@masias.com)

Advanced Recycling Technologies